



Excellence in Window & Door Hardware

Casement & Awning Hardware

XTM
DRIVE





OPERATORS

CRS Powder Coated and 300 Series SS

- Dual Arm
- Narrow Dual Arm
- Split Arm (i.e. Dyad)
- Single Arm (5.5", 7.5", 9.5", 13.5")
- Awning
- Reduced Opening Awning (standard or custom design available)




CRANK HANDLES / COVER CAPS

- X1 / X1 Original
- X6 / X15 Contemporary
- X8 Retro
- X10 Lock-Out 



 **Roto X10 Lock-Out CRANK HANDLE** offers superior functional performance when opening/closing a window.




Our operator arms are cut on state of the art 5-Axis Lasers at our North American Headquarters in Chester, Connecticut.



Good = 100% sealed operator without a cover



Better = Operator + plastic cover cap



Best = Operator + premium zinc cover cap

Premium and Durable FINISHES

-  • Polished Brass
-  • Antique Brass
-  • Polished Chrome
-  • Brushed Chrome
-  • Brushed Satin Nickel
-  • Oil Rubbed Bronze
-  • White (powder coat)
-  • Almond
-  • Matte Black (powder coat)

Additional finishes available upon request




Excellence in Window & Door Hardware

LOCKING SYSTEM

- LH08 handle for multi-point and single-point vinyl applications
- LH15 and LH14 handles for multi-point and single-point wood and fiberglass applications
- All lock handles available in powder coat and architectural finishes to match operator
- LB08, LB06, and G2 Lock Bars for standard and impact
- LB08 and LB06 are available in CRS powder coat and 300 Series SS

Applications

- Patented adjustable lock points
- Preassembled guides that self-locate the lock bar on the frame
- Lock bar is designed with the ability to achieve optimal DP ratings



LH08



- **Roto Corner Drive Locking System** designed to take window air/water performance and security to higher levels.



LH15

HINGES CRS, SS, Engineered Composite

- HG06 2 bar Hinge offers 4mm adjustment for proper sash alignment in field
- HG05 2 bar Hinge offers premium performance to support the most demanding performance requirements in a 7/16" or 1/2" frame cavity
- 4 bar hinges to offer an array of solutions for pushout casements, acoustical and light-commercial applications
- Washability and Egress options available



ACCESSORIES

- Kits for optional architectural lock handle, operator cover, and crank handle
- Sash Lifter
- Sash Limiter
- Sash Restrictor
- Various sealing gaskets
- Construction handle
- Worm caps
- Snubbers – compression and impact

MANUFACTURED AND TESTED IN THE USA

Our hardware undergoes rigorous testing including salt spray among others, all at our North American headquarters.



Test Wall



Operator Cycle Test



Salt Fog Chamber

Celebrating Thirty-Three Years
33
 YEARS
 In North America



Excellence in Window & Door Hardware

Visit www.rotohardware.com to see our full line of window and door hardware.



- Flip Lock™ (positive action) for Hung & Sliding windows



- Angel Ventlock™ (child safety) for Hung & Sliding windows



- Titan™ Sliding Patio Door hardware



- New Hinged Patio Door hardware



- Tilt&Turn hardware for European window and door applications



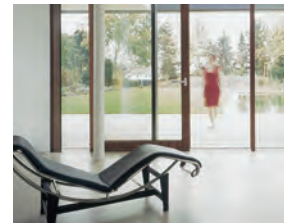
- Delta handle, solid brass construction for Tilt&Turn window applications




- DR10-2D adjustable hinge for swinging doors



- Tilt&Slide door hardware for ultimate energy performance



- Patio Life™ (Lift&Slide) door technology for premium residential applications



- Bi-Folding door solutions to bring the “outside in”

Roto Frank of America, Inc.

14 Inspiration Lane
 Chester, CT 06412
 Phone: (800) 243-0893
 (860) 526-4996
 Fax: (860) 526-8390
www.rotohardware.com